

LEADING INNOVATOR OF ECG ELECTRODES



Ambu® Cardiology Catalogue

Ambu

Ambu® ECG ELECTRODES

04 Portfolio Introduction

- 04 BlueSensor Portfolio
- 05 WhiteSensor Portfolio
- 06 Ambu® Electrodes - quality in every aspect
- 07 BlueSensor & WhiteSensor descriptions

08 BlueSensor Key Features

- 08 Offset connector
- 08 Double ring adhesive
- 08 Wet gel
- 08 Ag/AgCl sensor

09 Resting ECG / 12-lead ECG

- 10 BlueSensor SU
- 11 WhiteSensor 4540
- 11 WhiteSensor 0415M
- 11 WhiteSensor 0715M

12 Holter, Event Recording and Long-term Monitoring

- 13 BlueSensor L
- 13 BlueSensor VL
- 13 BlueSensor VLC
- 14 WhiteSensor 4440
- 14 WhiteSensor CMM/1
- 15 WhiteSensor 7841P

16 Stress Test

- 17 BlueSensor R
- 17 BlueSensor SP
- 17 BlueSensor T

Ambu[®] ECG ELECTRODES

18 Short-term Monitoring

18	BlueSensor M
19	WhiteSensor 4500M
19	WhiteSensor 4500M-H
20	WhiteSensor WS
20	WhiteSensor WS/RT

21 Neonatal Monitoring

22	BlueSensor NEOX
23	BlueSensor BR
23	BlueSensor BRS
24	BlueSensor NF
25	WhiteSensor 40554
25	WhiteSensor 40556

26 Paediatric Monitoring

27	BlueSensor P
27	BlueSensor N
28	WhiteSensor 40713
28	WhiteSensor WSP25
28	WhiteSensor WSP30
29	WhiteSensor 4831Q

30 Accessories








30	Skin Fix
30	Skin Prep
31	Snap Clip

32 Ambu Profile


BlueSensor ECG PORTFOLIO

Application	Patient Population	Electrode	Image	Size (in mm)	Gel Type	Backing Material	Connector
Long term, Holter, Event	Adult	L		68 x 55	Wet	Microporous	Stud and A
	Adult	VL		72 x 68	Wet	Microporous	Stud and A
	Adult	VLC		72 x 68	Wet	Microporous	Stud
Stress, Short term	Adult	R		57 x 48	Wet	Foam	Stud and A
	Adult	T		57 x 35	Wet	Foam	Stud and A
	Adult	SP		42 x 38	Wet	Foam	Stud and A
Short term	Adult	M		40 x 34	Wet	Polymer	Stud, A and F
	Paediatric	N		Non-wired: 44 x 22 Prewired: 30 x 22	Wet	Foam	Non-wired: Stud, A and F Prewired: A, F and K
	Paediatric	P		40 x 34	Wet	Foam	Stud, A and F
Resting	Adult	SU		49 x 33	Wet	Polymer	Tab, A and F
Neonatal	Neonates	BR		28 x 20	Solid	Cloth	A, K and F
	Neonates	BRS		16 x 19	Solid	Cloth	A and K
	Neonates	NEOX		25 x 20	Solid	Cloth	K
	Neonates	NF		Non-wired: 44 x 22 Prewired: 30 x 22	Solid	Cloth	Non-wired: Stud and F Prewired: A, F, J, SC and K

WhiteSensor ECG PORTFOLIO

Application	Patient Population	Electrode	Image	Size (in mm)	Gel Type	Backing Material	Connector
Long term	Adult	CMM/1		50 x 50	Solid	Cloth	Stud
	Adult	7841P		42 x 42	Solid	Polymer	Graphite Stud
	Adult	4440		55	Wet	Cloth	Graphite Stud
Resting, Long term	Paediatric	WSP25		32 x 25	Solid	Foam	Stud
	Adult/Paediatric	WSP30		35 x 30	Solid	Foam	Stud
Short term	Adult	WS		36 x 40	Solid	Foam	Stud
	Adult	WS/RT		36 x 40	Solid	Foam	Graphite Stud
	Adult	4500M		50 x 50	Wet	Foam	Graphite Stud
	Adult	4500M-H		50 x 50	Wet	Foam	Stud
	Adult/Paediatric	4831Q		37 x 37	Solid	Foam	Stud
	Adult	4841P		42 x 42	Solid	Foam	Graphite Stud
	Paediatric	40713		19 x 38	Solid	Cloth	Graphite Stud
Resting	Adult	4540		32 x 44	Wet	Foam	A
	Adult	0415M		23 x 34	Solid	Polymer	Tab
	Adult	0715M		26 x 34	Solid	Polymer	Tab
Neonatal	Neonates	40554		22 x 22	Solid	Cloth	K
	Neonates	40556		22 x 22	Solid	Cloth	A

Ambu® ECG ELECTRODES QUALITY IN EVERY ASPECT



Highly refined manufacturing processes and quality controls ensure Ambu® electrode quality.

Pioneering and innovating for more than 4 decades


Through more than 40 years of experience with developing and optimising ECG electrodes, Ambu® has become a trusted partner for numerous hospitals, clinics and EMS service providers. We sell more than 800 million electrodes worldwide every year, and we strive to be the epitome of reliability and convenience in every situation.

Since our engineers developed the offset connector more than four decades ago, we have been continuously optimising our products with unique features based on insights gained through tight collaboration with users from all over the world.

A comprehensive range of electrodes

Electrodes need to be easy to use without extensive preparation. They must be equipped with features that ensure patient comfort and ease of use without compromising reliability and signal quality.

Over time we have gained invaluable experience and understanding which has made us capable of creating a comprehensive range of electrodes. Each one of them has been developed to match a specific usage situation.



Ambu® Engineer, Jan Rasmussen, developed the offset connector more than 40 years ago.



BlueSensor - When failure is not an option. Ambu BlueSensor proudly sponsors the Xtreme Everest project, a research mission to find the underlying physiological reasons why some people cope better with low oxygen conditions than others.

The correct placement of electrodes is typically determined by the hospital/physician and/or local protocol/procedures. Images in this catalogue are not meant as placement guidance.

BlueSensor

Ambu has more than 40 years of experience in developing single-use electrodes. In 1976, the first BlueSensor electrode came on the market, and today, BlueSensor offers a wide range of electrodes to meet the different needs of various diagnosis and monitoring procedures.

Most BlueSensor electrodes feature an offset design, an innovation of Ambu, where the connector is strategically placed away from the sensor area. For electrodes with a connector (all electrical components are stacked in the center), the sensor is subjected to both push and pull forces represented by taps on the connector and lead wire pulling, respectively. An offset connector mitigates the impact on signal quality from external forces. An offset connector allows the user to connect and disconnect the lead wire without applying pressure to the patient or the sensor area, which reduces the risk of gel spreading and adhesive detachment from skin. In situations where high quality signal is a must, an electrode with offset design is highly recommended.

WhiteSensor

WhiteSensor offers a broad range of standard ECG electrodes that cover basic needs within the cardiology monitoring space. These electrodes come in different sizes, shapes, gel types and backing materials to meet a variety of clinical needs.

GEL TYPE




Wet gel




Solid gel


BACKING MATERIALS




Cloth backing



Foam backing



Polymer backing



Microporous backing

FEATURES



Double ring adhesive



Silver sensor



Radiolucent

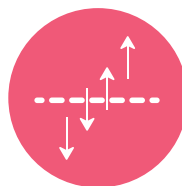


MR Conditional

BENEFITS



Occlusive backing




Breathable backing

Ambu is constantly working to improve user experience and convenience. We have added icons to the packaging for quick guidance and simple selection - making your everyday easier.

BLUESENSOR KEY FEATURES


OFFSET CONNECTOR

- Mitigates the impact on signal quality from external forces like pulling of lead wires and pressure on electrodes
- Allows the user to connect and disconnect the lead wire without applying pressure to the patient or the sensor area, helping to reduce the risk of gel spreading and adhesive detachment from skin



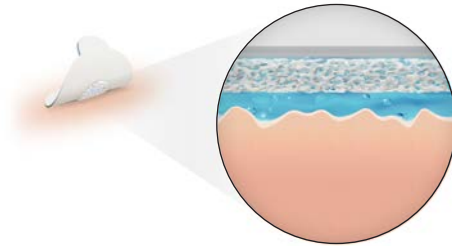
DOUBLE RING ADHESIVE*

- Secures fixture for long-term application and a stable signal throughout the monitoring period
- The outer ring is for long-term wear, as adhesion increases over time
- The inner ring on the polymer material “seals” the gel area and ensures fast adhesion



WET GEL

- Is highly conductive
- Optimises contact between skin and electrode
- Lowers skin impedance effectively and immediately



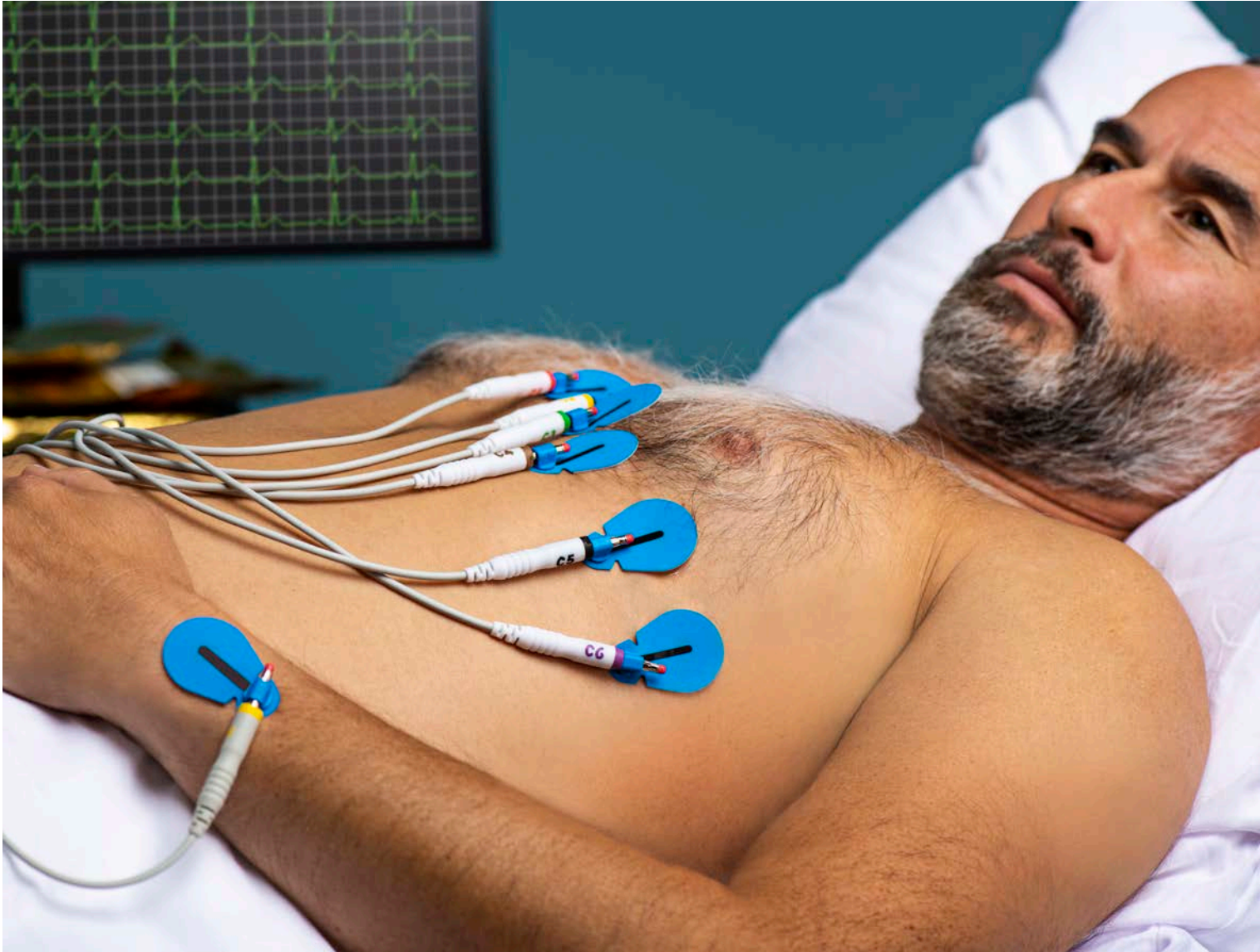
AG/AGCL SENSOR

- Is unique to Ambu BlueSensor ECG Electrodes
- Ensures stable trace quality due to optimised conversion of the signal from biological to electrical



*Only applicable to long-term electrodes

RESTING ECG/12-LEAD ECG



Ambu offers a broad range of electrodes for resting ECG procedures, to meet a wide variety of clinical needs.

BENEFITS:

- **Stable trace quality**
- **Suitable adhesion**
- **No need for adaptors**

The correct placement of electrodes is typically determined by the hospital/physician and/or local protocol/procedures. Images in this catalogue are not meant as placement guidance.

FEATURES AND BENEFITS:

- Conductive wet gel lowers skin impedance effectively and immediately
- Wet gel optimises contact between skin and electrode
- Offset connector mitigates the impact on signal quality from external forces like pulling of lead wires and pressure on electrodes
- Offset connector allows the user to connect and disconnect the lead wire without applying pressure to the patient or the sensor area, which reduces the risk of gel spreading and adhesive detachment from skin
- Occlusive backing material is resistant to fluids
- Ag/AgCl sensor ensures stable signal quality
- The tab version is radiolucent and MR Conditional

BLUESENSOR SU-00-A, SU-00-F



BLUESENSOR SU-00-C



24 months shelf life

Product Code	Units/liner	Units/pouch	Units/inner box	Units/outer box
SU-00-A/60	10	60	600	1200
SU-00-F/60	10	60	600	1200
SU-00-C/100	10	100	1200	2400


SU-00-A ■ Product ■ Wire length ■ Connector

BLUESENSOR SU-00-A




Size: 49 x 33 mm

BLUESENSOR SU-00-F



Size: 49 x 33 mm

BLUESENSOR SU-00-C



Size: 49 x 33 mm

FEATURES AND BENEFITS:

- Highly conductive wet gel
- Flexible foam backing
- Radiolucent and MR Conditional
- 4 mm fitting connector

WHITESENSOR 4540



WHITESENSOR 4540



Size: 32 x 46 mm

24 months shelf life

Product Code	Units/liner	Units/pouch	Units/inner box	Units/outer box
4540	5	60	300	2400

FEATURES AND BENEFITS:

- Conductive solid gel
- The fish tail tab design reduces electrode lift-offs even if the adaptor kinks
- Radiolucent and MR Conditional

WHITESENSOR 0415M, 0715M



WHITESENSOR 0415M



Size: 23 x 34 mm

WHITESENSOR 0715M



Size: 26 x 34 mm

24 months shelf life

Product Code	Units/liner	Units/pouch	Units/inner box	Units/outer box
0415M	10	100	500	5000
0715M	10	100	500	5000

HOLTER, EVENT RECORDING AND LONG-TERM MONITORING



BENEFITS:

- **Stable trace quality**
- **Suitable adhesion**
- **No need for adaptors**

The correct placement of electrodes is typically determined by the hospital/physician and/or local protocol/procedures. Images in this catalogue are not meant as placement guidance.

FEATURES AND BENEFITS:

- Conductive wet gel lowers skin impedance effectively and immediately
- Wet gel optimises contact between skin and electrode
- Combination of fast and long-term adhesives secures fixation and a stable signal
- Thin microporous backing material allows the skin to breathe
- Offset connector mitigates the impact on signal quality from external forces like pulling of lead wires and pressure on electrodes
- Offset connector allows the user to connect and disconnect the lead wire without applying pressure to the patient or the sensor area, which reduces the risk of gel spreading and adhesive detachment from skin
- Ag/AgCl sensor ensures stable signal quality

BLUESENSOR L, VL, VLC



BLUESENSOR L



Size: 68 x 55 mm

BLUESENSOR VL



Size: 72 x 68 mm (non-wired)
68 mm diam (prewired)

BLUESENSOR VLC



Size: 72 x 68 mm

15 months shelf life: BlueSensor VLC
24 months shelf life: BlueSensor L, VL

Product Code	Units/liner	Units/pouch	Units/inner box	Units/outer box
L-00-S/5	1	5	500	1000
L-00-A/25	1	25	500	1000
L-00-S/25	1	25	500	1000

L-00-S ■ Product ■ Wire length ■ Connector

Product Code	Units/liner	Units/pouch	Units/inner box	Units/outer box
VL-00-A/25	1	25	500	1000
VL-00-S/10	1	10	500	1000
VL-00-S/25	1	25	500	1000
VL-10-A/25	1	25	500	1000
VL-50-A/25	1	25	500	1000
VL-50-K/25	1	25	500	1000

VL-00-A ■ Product ■ Wire length ■ Connector

Product Code	Units/liner	Units/pouch	Units/inner box	Units/outer box
VLC-00-S/4	1	4	500	1000
VLC-00-S/10	1	10	500	1000
VLC-00-S/25	1	25	500	1000

VLC-00-S ■ Product ■ Wire length ■ Connector

FEATURES AND BENEFITS:

- Conductive wet gel supporting stable signal
- Strong high-tech adhesive foam
- Soft cloth backing ensures comfort during application
- Radiolucent and MR Conditional

WHITESENSOR 4440



Size: 55 mm diameter

24 months shelf life

Product Code	Units/liner	Units/pouch	Units/inner box	Units/outer box
4440	1	30	300	3000
4440/3	3	3	600	3600
4440/5	5	5	750	4500

FEATURES AND BENEFITS:

- Conductive solid gel ensures reliable recordings
- Enhanced adhesion
- Comfortable non-woven cloth backing

WHITESENSOR CMM/1



Size: 50 mm diameter

24 months shelf life

Product Code	Units/liner	Units/pouch	Units/inner box	Units/outer box
CMM/1-00-S/30	1	30	1200	7200

CMM/1-00-S ■ Product ■ Wire length ■ Connector

FEATURES AND BENEFITS:

- Ergonomic leaf shape
- Radiolucent and MR Conditional
- 7841P has a clear tape backing which has a high vapour transmission rate and makes the patient's skin visible during monitoring

WHITESENSOR 7841P



WHITESENSOR 7841P



Size: 42 x 42 mm

24 months shelf life

Product Code	Units/liner	Units/pouch	Units/inner box	Units/outer box
7841P	3	60	600	7200
7841P/3	3	3	600	3600
7841P/5	5	5	750	4500



STRESS TEST



BENEFITS:

- **Stable trace quality**
- **Suitable adhesion**

The correct placement of electrodes is typically determined by the hospital/physician and/or local protocol/procedures. Images in this catalogue are not meant as placement guidance.

FEATURES AND BENEFITS:

- Conductive wet gel lowers skin impedance effectively and immediately
- Wet gel optimises contact between skin and electrode
- Adhesive is gentle to the skin
- Offset connector mitigates the impact on signal quality from external forces like pulling of lead wires and pressure on electrodes
- Offset connector allows the user to connect and disconnect the lead wire without applying pressure to the patient or the sensor area, which reduces the risk of gel spreading and adhesive detachment from skin
- Ag/AgCl sensor ensures stable signal quality

BLUESENSOR R, SP, T



BLUESENSOR R



Size: 57 x 48 mm

BLUESENSOR SP



Size: 42 x 38 mm

BLUESENSOR T



Size: 57 x 35 mm

24 months shelf life

Product Code	Units/liner	Units/pouch	Units/inner box	Units/outer box
R-00-S/3	1	3	252	504
R-00-S/4	1	4	500	1000
R-00-S/5	1	5	500	1000
R-00-S/7	1	7	504	1008
R-00-S/10	1	10	500	1000
R-00-A/25	1	25	500	1000
R-00-S/25	1	25	500	1000

R-00-S ■ Product ■ Wire length ■ Connector

Product Code	Units/liner	Units/pouch	Units/inner box	Units/outer box
SP-00-S/4	1	4	500	1000
SP-00-S/10	1	10	1000	2000
SP-00-A/50	1	50	1000	2000
SP-00-S/50	1	50	1000	2000

SP-00-S ■ Product ■ Wire length ■ Connector

Product Code	Units/liner	Units/pouch	Units/inner box	Units/outer box
T-10-S/10	1	10	500	1000
T-00-A/25	1	25	500	1000
T-00-S/25	1	25	500	1000

T-00-S ■ Product ■ Wire length ■ Connector

SHORT-TERM MONITORING



The correct placement of electrodes is typically determined by the hospital/physician and/or local protocol/procedures. Images in this catalogue are not meant as placement guidance.

FEATURES AND BENEFITS:

- Conductive wet gel lowers skin impedance effectively and immediately
- Wet gel optimises contact between skin and electrode
- Adhesive is suitable for short-term application
- Occlusive backing material is resistant to fluids
- Offset connector mitigates the impact on signal quality from external forces like pulling of lead wires and pressure on electrodes
- Offset connector allows the user to connect and disconnect the lead wire without applying pressure to the patient or the sensor area, which reduces the risk of gel spreading and adhesive detachment from skin
- Ag/AgCl sensor ensures stable signal quality

BLUESENSOR M



BLUESENSOR M



Size: 40 x 34 mm

15 months shelf life

Product Code	Units/liner	Units/pouch	Units/inner box	Units/outer box
M-00-S/50	1	50	1000	2000
M-00-A/50	1	50	1000	2000
M-00-F/50	1	50	1000	2000

M-00-S ■ Product ■ Wire length ■ Connector

FEATURES AND BENEFITS:

- Highly conductive wet gel
- Enhanced adhesion
- Flexible foam backing
- 4500M is radiolucent and MR Conditional

WHITESENSOR 4500M



WHITESENSOR 4500M-H



WHITESENSOR 4500M



Size: 50 mm diameter

WHITESENSOR 4500M-H



Size: 50 mm diameter

24 months shelf life

Product Code	Units/liner	Units/pouch	Units/inner box	Units/outer box
4500M	3	30	300	3000
4500M/3	3	3	600	3600
4500M/5	5	5	750	4500
4500M-H	3	60	300	3000
4500M-H/3	3	3	600	3600
4500M-H/5	5	5	750	4500
4500M-H/10	5	10	300	3000

FEATURES AND BENEFITS:

- Conductive solid gel
- Strong high-tech adhesive foam
- Flexible foam backing
- WS/RT is radiolucent and MR Conditional

WHITESENSOR WS



WHITESENSOR WS/RT



WHITESENSOR WS



Size: 36 x 40 mm

WHITESENSOR WS/RT



Size: 36 x 40 mm

24 months shelf life

Product Code	Units/liner	Units/pouch	Units/inner box	Units/outer box
WS-00-S/RT/50	1	50	600	7200
WS-00-S/RT/3	3	3	600	3600
WS-00-S/RT/5	5	5	1000	6000
WS-00-S/50	1	50	600	7200
WS-00-S/L5/50	5	50	600	7200
WS-00-S/3	3	3	600	3600
WS-00-S/4	4	4	600	3600
WS-00-S/5	5	5	600	3600
WS-00-S/10	5	10	600	3600
WS-00-S/30	1	30	600	7200

WS-00-S ■ Product ■ Wire length ■ Connector

NEONATAL MONITORING



BENEFITS:


- **Stable trace quality**
- **Suitable adhesion**
- **Skin friendly**

The correct placement of electrodes is typically determined by the hospital/physician and/or local protocol/procedures. Images in this catalogue are not meant as placement guidance.


FEATURES AND BENEFITS:

- Extra small size is designed for premature neonatal care
- Four-leaf clover shape conforms to skin surface and supports gentle removal
- Silicone adhesive is suitable for sensitive skin
- Transparent material allows skin to be seen
- Excellent adhesion in high humidity environments
- Radiolucency allows the electrode to remain on the patient during X-ray procedures
- Prewired with 1.5 mm connector

NEOX



BLUESENSOR NEOX



Size: 25 x 20 mm

24 months shelf life

Product Code	Units/liner	Units/pouch	Units/inner box	Units/outer box
NEOX-60-K/EU/3	3	3	120	960

NEOX-60-K ■ Product ■ Wire length ■ Connector

FEATURES AND BENEFITS:

- Skin-friendly solid gel supports the quality of the signal
- Soft cloth backing material allows the skin to breathe
- Extra small sizes fits neonatals
- Radiolucency allows the electrode to remain on the patient during X-ray procedures
- Prewired with 1.5 mm or 4 mm connector

BLUESENSOR BR, BRS



BLUESENSOR BR



Size: 28 x 20 mm

BLUESENSOR BRS



Size: 16 x 19 mm

18 months shelf life

Product Code	Units/liner	Units/pouch	Units/inner box	Units/outer box
BR-50-A/12	3	12	600	1200
BR-50-K/12	3	12	600	1200
BR-50-K/EU/12	3	12	600	1200
BR-80-A/12	3	12	600	1200
BR-80-K/12	3	12	600	1200
BR-100-F/C4/4	4	4	600	1200
BR-100-F/C6/6	6	6	600	1200
BR-100-K/C3/3	3	3	600	1200
BR-100-K/C4/4	4	4	600	1200
BR-100-K/C6/6	6	6	600	1200
BR-100-K/12	3	12	600	1200
BR-170-K/C4/4	4	4	600	1200
BR-170-K/C6/6	6	6	600	1200

BR-50-K ■ Product ■ Wire length ■ Connector


Product Code	Units/liner	Units/pouch	Units/inner box	Units/outer box
BRS-50-A/12	3	12	600	1200
BRS-50-K/12	3	12	600	1200
BRS-50-K/C3/3	3	3	600	1200
BRS-50-K/EU/12	3	12	600	1200
BRS-50-K/EU/3	3	3	600	1200
BRS-50-K/US/3	3	3	600	1200

BRS-50-A ■ Product ■ Wire length ■ Connector

FEATURES AND BENEFITS:

- Skin-friendly solid gel supports the quality of the signal
- Offset connector mitigates the impact on signal quality from external forces like pulling of lead wires and pressure on electrodes
- Offset connector allows the user to connect and disconnect the lead wire without applying pressure to the patient or the sensor area, which reduces the risk of gel spreading and adhesive detachment from skin
- Ag/AgCl sensor ensures stable signal quality
- Available with various connectors and colour coded lead wires

BLUESENSOR NF



BLUESENSOR NF



Size: 30 x 22 mm (prewired)

BLUESENSOR NF-00-S



Size 44.3 x 22 mm (non-wired)

24 months shelf life | 1 week of shelf life for opened pouches

Product Code	Units/liner	Units/pouch	Units/inner box	Units/outer box
NF-00-F/12	3	12	600	1200
NF-00-S/12	3	12	1200	2400
NF-10-A/12	3	12	600	1200
NF-10-F/12	3	12	600	1200
NF-10-SC/12	3	12	600	1200
NF-50-A/12	3	12	600	1200
NF-50-F/12	3	12	600	1200
NF-50-J/3	3	3	600	1200
NF-50-J/W/12	3	12	600	1200
NF-50-K/12/EU	3	12	600	1200
NF-50-K/3/EU	3	3	600	1200
NF-50-K/3/US	3	3	600	1200
NF-50-K/W/12	3	12	600	1200
NF-50-K/W/30	3	30	600	1200
NF-60-K/W/HC/30	3	30	600	1200

NF-00-F ■ Product ■ Wire length ■ Connector

FEATURES AND BENEFITS:

- Skin-friendly solid gel ensures gentle contact
- Breathable soft cloth backing allows skin ventilation
- Small size is suitable for neonatal patients
- Radiolucency allows the electrode to remain on the patient during X-ray procedures
- 40554 is prewired with 1.5 mm connector
- 40556 is prewired with 4 mm connector
- The pre-attached lead wire length is 60 cm

WHITESENSOR 40554, 40556



WHITESENSOR 40554



Size: 22 x 22 mm

WHITESENSOR 40556



Size: 22 x 22 mm

24 months shelf life

Product Code	Units/liner	Units/pouch	Units/inner box	Units/outer box
40554	3	3	300	3000
40556	3	3	300	3000

PAEDIATRIC MONITORING



BENEFITS:

- **Stable trace quality**
- **Suitable adhesion**

The correct placement of electrodes is typically determined by the hospital/physician and/or local protocol/procedures. Images in this catalogue are not meant as placement guidance.

FEATURES AND BENEFITS:

- Conductive wet gel lowers skin impedance effectively and immediately
- Wet gel optimises contact between skin and electrode
- Adhesive is suitable for short-term application
- Adhesive is gentle to the skin
- Offset connector mitigates the impact on signal quality from external forces like pulling of lead wires and pressure on electrodes
- Offset connector allows the user to connect and disconnect the lead wire without applying pressure to the patient or the sensor area, which reduces the risk of gel spreading and adhesive detachment from skin
- Ag/AgCl sensor ensures stable signal quality

BLUESENSOR P, N



BLUESENSOR P



Size 40 x 34 mm

BLUESENSOR N



Size: 30 x 22 mm (prewired)

BLUESENSOR N-00-S



Size: 44 x 22 mm (non-wired)

12 months shelf life: BlueSensor N (prewired)

15 months shelf life: BlueSensor P

24 months shelf life: BlueSensor N (non-wired)

Product Code	Units/liner	Units/pouch	Units/inner box	Units/outer box
P-00-S/10	1	10	1000	2000
P-00-S/12	1	12	960	1920
P-00-A/50	1	50	1000	2000
P-00-F/50	1	50	1000	2000
P-00-S/50	1	50	1000	2000

P-00-S ■ Product ■ Wire length ■ Connector

Product Code	Units/liner	Units/pouch	Units/inner box	Units/outer box
N-00-A/25	1	25	1000	2000
N-00-F/25	1	25	1000	2000
N-00-S/25	1	25	1000	2000
N-10-A/25	1	25	1000	2000
N-10-F/25	1	25	1000	2000
N-50-A/25	1	25	500	1000
N-50-F/25	1	25	500	1000
N-50-K/25	1	25	500	1000

N-00-A ■ Product ■ Wire length ■ Connector

The correct placement of electrodes is typically determined by the hospital/physician and/or local protocol/procedures. Images in this catalogue are not meant as placement guidance.

FEATURES AND BENEFITS:

- Skin-friendly solid gel supports the quality of the signal
- Soft cloth backing allows skin to breathe
- Small size is ideal for paediatric patients
- Radiolucent and MR Conditional

WHITESENSOR 40713



WHITESENSOR 40713



Size: 19 x 38 mm

24 months shelf life

Product Code	Units/liner	Units/pouch	Units/inner box	Units/outer box
40713	3	3	300	3000

FEATURES AND BENEFITS:

- Highly conductive solid gel and strong adhesion ensure a stable and secure tracing
- Comfortable and flexible foam backing
- Skin friendly throughout the duration of use <48 h
- Small-sized WSP25 electrode is for paediatric use
- Small/medium-sized WSP30 electrode is both for children and adults

WHITESENSOR WSP25, WSP30



WHITESENSOR WSP25



Size: 32 x 25 mm

WHITESENSOR WSP30



Size: 35 x 30 mm

24 months shelf life

Product Code	Units/liner	Units/pouch	Units/inner box	Units/outer box
WSP25-00-S/50	5	50	600	7200
WSP30-00-S/50	5	50	600	7200
WSP30-00-S/3	3	3	600	3600
WSP30-00-S/5	5	5	1000	6000

WSP25-00-S ■ Product ■ Wire length ■ Connector

FEATURES AND BENEFITS:

- Ergonomic leaf shape
- Flexible foam backing
- Can be used on both children and adults

WHITESENSOR 4831Q



WHITESENSOR 4831Q



Size: 37 x 37 mm

24 months shelf life

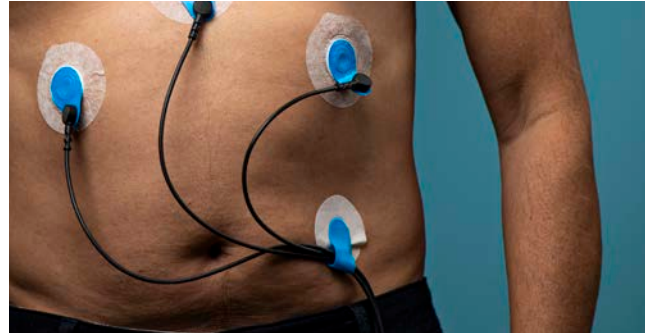
Product Code	Units/liner	Units/pouch	Units/inner box	Units/outer box
4831Q	3	60	600	7200

ACCESSORIES


FEATURES AND BENEFITS:

- Fixes electrode leadwires on patients during Holter and Stress test
- Reduces movement artefacts on the ECG
- Minimises the risk of electrodes falling off
- MR Safe
- Adhesive size: Ø55 mm
- Latex free
- Biocompatible

The correct placement of electrodes is typically determined by the hospital/physician and/or local protocol/procedures. Images in this catalogue are not meant as placement guidance.



SKIN FIX



Product Code	Units/pouch	Units/inner box	Units/outer box
2703/50	50	500	3000

FEATURES AND BENEFITS:

- Allows skin preparation before electrode placement
- Abrasive to reduce skin impedance
- Adhesive on one side, can use with one finger
- Small size fits finger tip

SKIN PREP



Ref: 2121M

Product Code	Units/pouch	Units/inner box	Units/outer box
2121M	500	1500	15000

FEATURES AND BENEFITS:

- Connects 3 mm pin cables to tab electrodes
- Ensures secure connection
- Easy to use

SNAP CLIP



Ref: 0334M

Product Code	Units/pouch	Units/inner box	Units/outer box
0334M	10	N/A	1000



A HISTORY OF BREAKTHROUGH IDEAS

Ambu has been bringing the solutions of the future to life since 1937. Today, millions of patients and healthcare professionals worldwide depend on the efficiency, safety and performance of our single-use endoscopy, anaesthesia, and patient monitoring & diagnostics solutions.

The manifestations of our efforts have ranged from early innovations like the Ambu® Bag™ resuscitator and the Ambu® BlueSensor™ electrodes to our newest landmark solutions like the Ambu® aScope™ - the world's first single-use flexible endoscope. We continuously look to the future with a commitment to deliver innovative quality products that have a positive impact on your work.

Headquartered near Copenhagen in Denmark, Ambu employs approximately 4,500 people in Europe, North America and the Asia Pacific.

Ambu takes environmental issues seriously

Some of the greenest companies in the world are based in Denmark, and Ambu is inspired by this tradition.

Ambu environmental targets achieved by 2020:
- 100% phthalate-free products.

Ambu environmental future targets:
- 95% PVC-free for products released after 2025.
- All packaging reusable and biodegradable by 2025.

For more information, please visit
www.ambuaustralia.com.au/cardiology

Ambu

Ambu Australia Pty Ltd

Unit 5, 2 Daydream Street, Warriewood, NSW 2102
Tel: 1300 233 118

Email: aussales@ambu.com
www.ambuaustralia.com.au
AA22 0062 V02

Always read the Instructions for Use.
These products are only available for sale to healthcare professionals.